
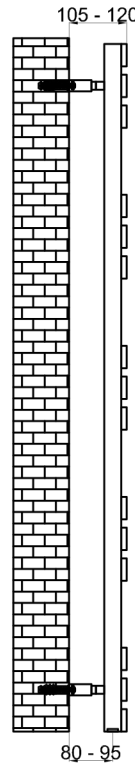


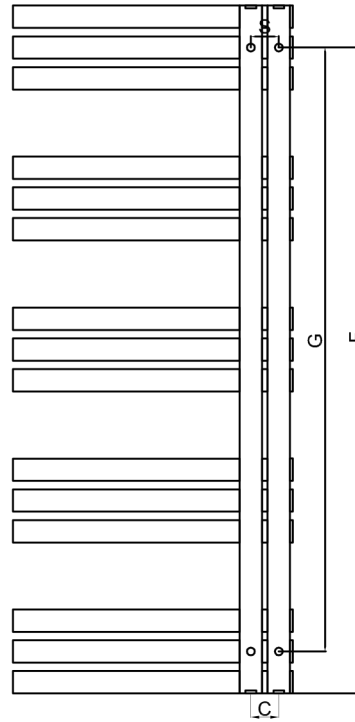
LOVERE - 500



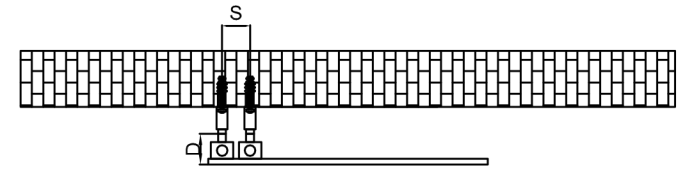
Front View



Side View



Back View



Top View

SUPPLIED INSTALLATION ACCESSORIES



SCREW 4 PCS



WALL PLUG 4 PCS



BRACKET 4 PCS

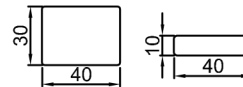


GRAB SCREW 4 PCS



ALIEN KEY 1 PCS

MATERIAL DETAILS



- Vertical Mounting
- Optional 304 QUALITY STAINLESS STEEL TOWEL RADIATOR: (RNS-LVR5123P : LOVERE RADIATORS)
- POLISHED
- Max Operational Pressure: 10 Bar
- Inlet/Outlet: 1/2" Female Pipe Thread
- All Dimensions are in mm

Product Name	Product Code	Height	Width	Thickness	Plumbing Axes Center to Center	Hanger Axes Horizontal	Hanger to Bottom of the Product	Hanger Axes Vertical	Water Volume	Empty Weight	Thermal Output
		H	W	D	C	S	F	G	-	-	Watt - BTU/hr (Δ50°)
		mm	mm	mm	mm	mm	mm	mm	L	kg	
LOVERE 690 X 500	RNS - LVR5069P	690	500	55	50	50	615	540	2.55	7.25	459 - 1655
LOVERE 960 X 500	RNS - LVR5096P	960	500	55	50	50	885	810	3.50	9.80	639 - 2179
LOVERE 1230 X 500	RNS - LVR5123P	1230	500	55	50	50	1155	1080	4.39	10.64	799 - 2726

REINA